

# TM TIMELINE 100% EQUITY FACTSHEET

31 OCTOBER 2025

## Investment Strategy

An evidence-based, low-cost, simple portfolio strategy designed to capture global equity market returns by investing in a selection of underlying index funds. This strategy provides exposure to thousands of underlying equities, aiming to be aligned with global market returns.

## Fund Objective

The investment objective of the Fund is to provide capital growth, net of fees, over a rolling 5 year period. The Fund is part of the TM Timeline range offering funds with varying combinations of global equity and fixed income exposure, in any or all economic sectors, achieved by investing in tracker funds (passive funds that track an index).

## Investor Profile

Retail and Professional investors with low, medium, or high levels of investment knowledge and experience. The fund is designed for investors seeking capital growth, income provision or a combination of both. It may be suitable for customers accumulating assets, those planning for retirement or those in retirement taking retirement benefits. The fund is designed for a medium to long-term investment over 5+ years. Investors must be able to sustain capital loss – this service offers no capital guarantees.

## Fund Managers



Nicki Hinton-Jones CFA  
Chief Investment Officer



Laurentius van den Worm CFA  
Head of Investment Strategy

### Key information on charges, structure and share classes

Strategic Asset Allocation Equity/FI% Investment	100/0
Investment Structure	NURS
Domicile	UK
UCITS V Compliant	No
UK Reporting Status	Yes
Fund Launch Date	12/08/25
Fund Size	£0.87M <small>as at 31/10/2025</small>
Distribution status	Acc & Inc
Income Yield	1.89%

### Fees & Investing

OCF*	0.20%
Initial charge	0.00%
AMC	0.15%
Min. initial investment	No

\*OCF: The total annual cost of running the fund, which includes the AMC and other operating expenses.

### Purchase Information

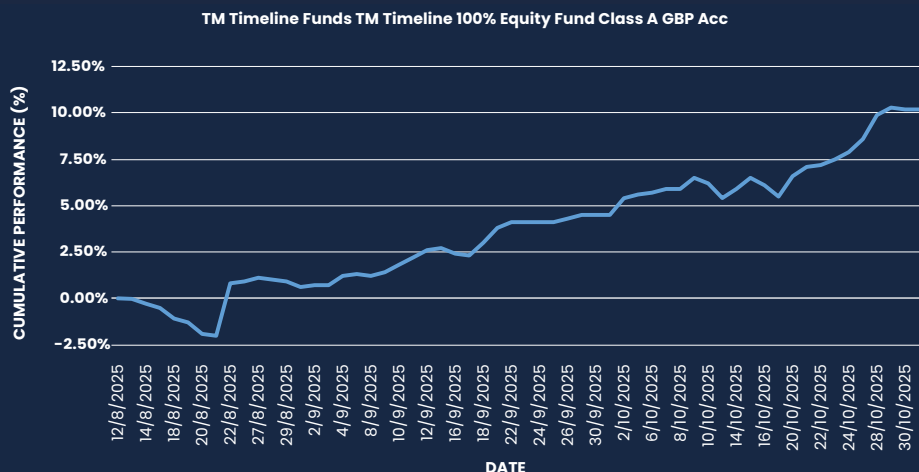
Acc ISIN	GB00BVJ4YG37
Acc SEDOL	BVJ4YG3
Inc ISIN	GB00BVJ4YF20
Inc SEDOL	BVJ4YF2
Base Currency	GBP
Comparator Benchmark	Morningstar UK Adventurous Target Allocation NR GBP

### Key Partners

ACD: Thesis Unit Trust Management Limited  
Fund Administrator: Northern Trust Global Services SE  
Custodian: The Northern Trust Company

For full details of the Fund's investment policy and key risks, please refer to the Key Investor Information Document (KIID), and/or the Prospectus, which can be found on our Authorised Corporate Director's (ACD) website: <https://www.tutman.co.uk>. Some Key Risks have been included in this document.

# Fund Performance

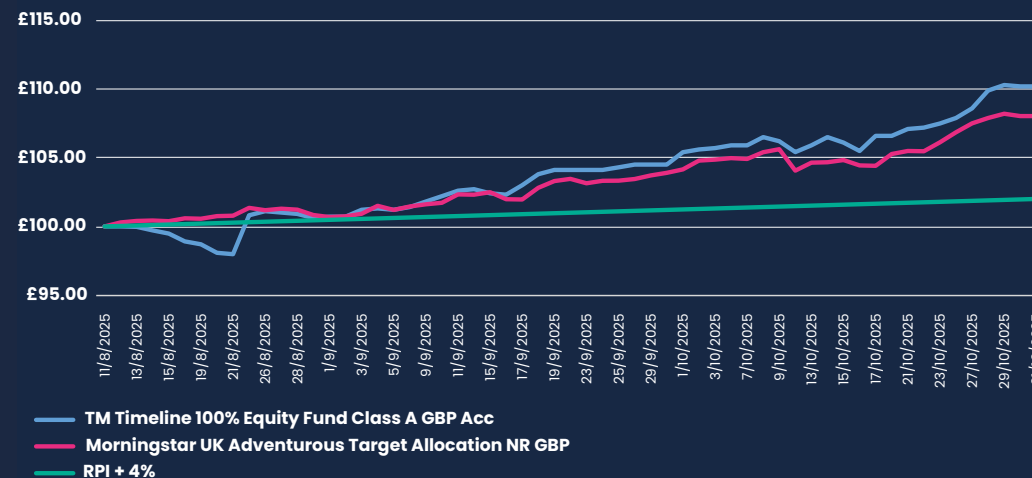


## Cumulative Returns

	Since Inception*	YTD	1-YEAR	3-YEAR	5-YEAR
TM Timeline Funds TM Timeline 100% Equity Fund Class A GBP Acc	10.19%				
Morningstar UK Adventurous Target Allocation NR GBP	8.03%				
Relative to benchmark	+2.16%				

\* Data as of 31/10/2025, Inception date: 12/08/2025

Growth of Wealth: TM Timeline 100% Equity vs Benchmark



## Performance & Risk

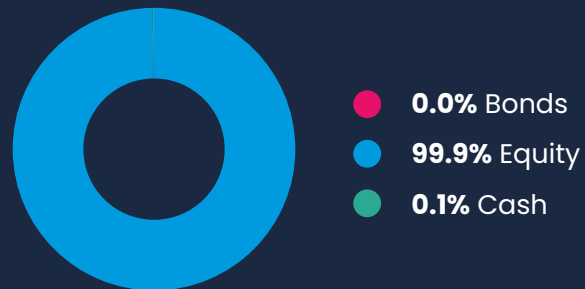
The Fund's performance is compared against the Morningstar UK Adventurous Target Allocation NR GBP. Performance is shown as month end returns, net of ongoing charges and fees, in the share class currency.

The Growth of £100 shows the real returns against inflation metrics, and is not a measure of performance against a benchmark, but aligns with the Investment Objective of the Fund.

Risk Measurement below (SRRI) is an indication of the risk appetite of the fund. The indicator is based on historical data and may not be a reliable indication of future risk. The lowest category is not "risk free".



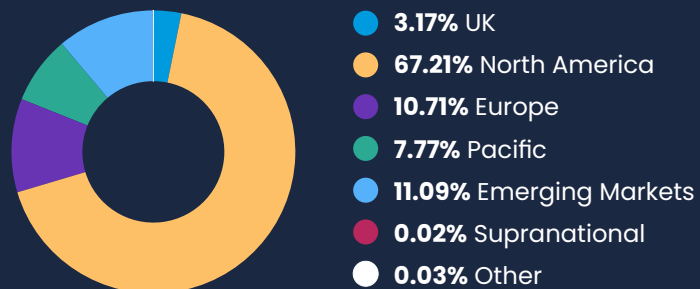
## Breakdown by Asset Class



## Top Equity Holdings

NVIDIA Corp	4.81%	Meta Platforms Inc Class A	1.74%
Microsoft Corp	4.11%	Broadcom Inc	1.64%
Apple Inc	4.09%	Tesla Inc	1.37%
Alphabet Inc	2.81%	Taiwan Semiconductor Manufacturing Co Ltd	1.33%
Amazon Inc	2.29%	JPMorgan Chase & Co	0.62%

## Breakdown by Region



Holdings	Market Value %
LEGAL AND GENERAL INTL INX T-CI	32.1
LEG AND GEN GLB EMERG MKT INDEX-C	3.6
ISHRS UK EQ IDX UK-S GBP DIST	2.1
NOR TRST WLD EQ ID-X GBP INC	31.8
NT EMRG MRKT EQTY INDX-X INC	5.4
VANGUARD DV WORLD XUK-IGBP+I	24.9
CASH	0.1

Equity Sector Exposure	Weight %
Basic Materials	4
Communication Services	9
Consumer Cyclical	10
Consumer Defensive	5
Energy	4
Financial Services	17
Healthcare	9
Industrials	10
Real Estate	2
Technology	27
Utilities	3

Source: Timeline Holdings Ltd 2025: All data is as of 31st October 2025.  
 Due to rounding, some percentages may not equal 100%.

# Key Risks

**Fund Risk:** Investing in other funds involves risk for an investor that may differ from direct market investment. The Investments of the Company (ICVC) are subject to normal market fluctuations and risks inherent in investing in securities. The level of investment may go up as well as down, and past performance is no guarantee of future returns.

**Inflation Risk:** The value of your investments may not be worth as much in the future due to changes in purchasing power resulting from inflation.

**Emerging Market Risk:** The Fund may invest in Emerging Markets and these markets are less established, and often are more volatile than developed markets and involve higher risks, particularly market, liquidity and currency risks.

**Derivatives Risk:** Derivatives may be used in the fund. The pricing and volatility of many derivatives may diverge from strictly reflecting the pricing or volatility of their underlying asset and whilst these are used to hedge risk, the use of these instruments does not eliminate fluctuations or prevent losses. The increased exposure to an underlying asset could result in greater fluctuations of the Fund's Net Asset Value.

**Counterparty Risk:** A Fund may enter into transactions in over-the-counter markets which will expose the Fund to the credit of its counterparties and their ability to satisfy the terms of such contracts.

**Custody Risk:** The fund's assets can be held by third party custodians and may be at risk if a third-party fails to properly segregate the fund's assets.

**Currency Risk:** Underlying instruments may be denominated in currencies other than the share class base currency, and as such currency hedging can have an impact on the performance of a fund. The value of an investment may be affected favourably or unfavourably by fluctuations in exchange rates.

**Geographical/Sector Risk:** Significant exposure to a particular industry or region can increase the fund's risk of being affected by a localised event.

**Liquidity Risk:** The Investment Manager will seek to ensure there is sufficient liquidity within each fund's portfolio of investments; however, certain Investment positions may be less liquid. Such liquidity problems could prohibit the fund from promptly liquidating a position.



# Glossary

**Annualised Performance/Annualised Returns:** The average return of the fund over a specific time period, expressed as a percentage.

**Authorised Corporate Director (ACD):** Acts as Authorised Fund Manager (AFM) to make sure the fund complies with the rules and regulations of the FCA, for fund protection and fair treatment of investors.

**Asset Allocation:** The internal division of an investment fund, or portfolio by asset class (bonds, equities, commodities, cash etc.) or geographic region, to diversify investment risks.

**Asset Class:** The type of asset your money is invested in, for example, equities or bonds. Every asset has its own individual characteristics, and by investing in various types – or combinations of types – the fund is diversified for its returns and its risk.

**Benchmark/Comparator Benchmark:** A comparator against which investment performance is measured, normally a market-based index or the average performance of similar assets or peers. Beating the benchmark is known as outperformance.

**Bond (A Fixed Income Investment):** Essentially an 'I.O.U' issued to an investor in return for the loan of their investment capital. They are offered by governments, companies or local authorities as a way of raising funds without issuing extra shares. Bonds usually promise to pay a fixed amount of interest on set dates.

**Cumulative Performance:** This is the total gain or loss of an investment over a specific time period, often expressed as a percentage.

**Equity:** In relation to an investment like a fund, equity is an asset class, normally the common stock/share of a corporation. Equity itself is a broad asset class, with variations in it.

**Income Yield:** Shows how much income a fund or investment pays out to investors each year, expressed as a percentage of its current value or price.

**Liquidity:** This is the ease with which an asset can be sold without a significant loss of value.

**Non-UCITS Retail Scheme (NURS):** NURS funds are considered more complex than UCITS funds because they may invest in assets that are harder to price, or may be more illiquid than UCITS compliant funds. NURS products can concentrate investments more in particular assets, or types of assets and can offer greater asset flexibility and a wider range of asset classes.

**Synthetic Risk & Reward Indicator (SRR):** Used to indicate the level of risk of a UCITS fund by providing a number from 1 to 7. The intention of the Indicator is to make understanding risk and reward of a fund simple and digestible. It is based on the annualised standard deviation of total returns over ~5 years. For new funds a proxy/representative data source is used.

**Volatility:** This is how much and how quickly prices move over a given period of time. In theory, volatility can be seen as risk because it gives a quantitative assessment of the uncertainty of the future of the investment/fund. Volatility is only one measure of risk.

Scan this  
QR Code or  
[click here](#)  
to view our  
full glossary.





**Email** support@timeline.co

**Office** 70 Gracechurch St  
4th Floor  
London  
EC3V 0HR

**timeline.co**

If you feel that this profile no longer matches your investment objectives, or if your circumstances are likely to change, you should contact your financial adviser.

Timeline Portfolios Limited is authorised and regulated by the Financial Conduct Authority (firm reference number 840807). Registered in England and Wales with Company number 11557205. Registered Office: 70 Gracechurch St, London EC3V 0HR. Timelineapp Tech Limited is registered in England and Wales with Company number 11405676. Registered Office: 70 Gracechurch St, London EC3V 0HR.

This document has been created for information purposes only and has been compiled from sources believed to be reliable. None of Timeline, its directors, officers or employees accepts liability for any loss arising from the use hereof or reliance hereon or for any act or omission by any such person, or makes any representations as to its accuracy and completeness. This document does not constitute an offer or solicitation to invest, it is not advice or a personal recommendation nor does it take into account the particular investment objectives, financial situation or needs of individual clients and it is recommended that you seek advice concerning suitability from your investment adviser.

Investors are warned that past performance is not a guide to future performance, income is not guaranteed, share prices may go up or down and you may not get back the original capital invested. The value of your investment may also rise or fall due to changes in tax rates and rates of exchange if different to the currency in which you measure your wealth. Missing periods of market exposure (time out of the market) can also have a material impact on long-term investment outcomes.

**TL-056-25-V4**